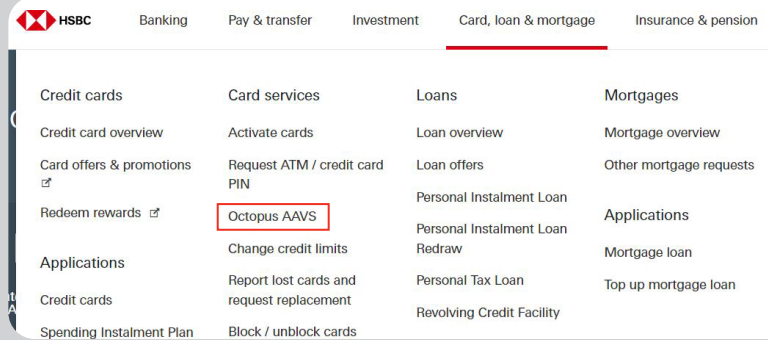


Apply for the Octopus Automatic Add-Value Service (AAVS) in 4 simple steps through Online Banking

(for HKD primary cardholder's AAVS application only)

Step 1

Log on to Online Banking and click "Octopus AAVS" under "Card, loan & mortgage" in the top menu.



Step 2

Click "Apply now".

Octopus Automatic Add Value Service (AAVS)

Earn RewardCash every time you reload your Octopus automatically. You can also apply for up to a maximum of three Octopus AAVS and edit the existing Octopus AAVS.

Octopus AAVS for yourself (primary cardholder)

No Octopus AAVS is currently linked to your credit card.

Apply now

Octopus AAVS for other applicants

No Octopus AAVS is currently linked to your credit card.

Want to apply for Octopus AAVS for other applicants? You may download and submit the application form by mail.

[Download application form \[PDF\]](#)



Step 3

Select or input the required information (credit card account, Octopus number* and reload amount) to continue.

* If you are an iPhone user, you can find your Octopus number in the Apple Wallet by tapping the menu "... " > "CARD INFORMATION".

Apply for Octopus AAVS for yourself (primary cardholder)

Select a credit card

-  Visa Platinum Card Card ending in 0000
-  HSBC Premier Credit Card Card ending in 0000

Octopus number

© Please enter 7-10 digits of your Octopus number (excluding the digit inside the bracket).

Amount for every auto-reload transaction

The service is free for all first time applications. A handling fee of HKD20 will be levied for applications switched from other financial institutions or for re-activation of the AAVS service. The handling fee will be deducted from the newly designated credit card once the application is approved.

Cancel **Continue**


Step 4

Check your application to make sure all the details are correct. Read and accept the declaration before clicking “Confirm” to complete your application.

Review

Please check the details you have entered are correct.

The Octopus AAVS will be linked to the following card [Edit](#)

 Visa Platinum Card	Card ending in 0000
---	---------------------

Octopus number 12345678

Amount for every auto-reload transaction HKD 500

Before you continue

I declare that:

All information in respect of me provided in this application form is true, accurate and complete to the best of my information, knowledge and belief.

I agree to be bound by [the Terms](#), [the AAVS Agreement](#) and [the Conditions of Issue of Octopus](#) in the use of the AAVS and / or the Octopus.

I acknowledge and agree that upon the approval of the AAVS, my personal data provided in this application will be associated with my Octopus. By submitting this application, I agree that I have read, understood and agree with the Notice relating to the Personal Data (Privacy) Ordinance contained in clauses 33 - 40 of the AAVS Agreement.

I authorize The Hongkong and Shanghai Banking Corporation Limited ("HSBC") to pay Octopus Cards Limited ("OCL") in accordance with such instructions as HSBC may receive from OCL from time to time. I promise to reimburse HSBC subject to and in accordance with the Credit Card Cardholder Agreement and this application.

I have read and accepted the above

[Cancel](#) [Confirm](#)

Please note:

- If your application is successful, you will receive a notification letter from HSBC on behalf of Octopus Cards Limited.
- Please follow one of the instructions below to activate the AAVS function within **30 days** from the issue date of your notification letter:
 - Octopus Card (including watches, ornaments, etc)
 - Use compatible Near Field Communication (NFC)-enabled mobile device to activate the AAVS function in the "Octopus" App; or
 - Bring along the original copy of your notification letter, your identification document, and your registered Octopus Card in person to the Customer Service Centre at any MTR station to activate the AAVS function.
 - Smart Octopus or Octopus Mobile SIM
 - You can only activate the AAVS function by downloading and using the "Octopus" App.

† Action is only required for first time activation or re-activation of the AAVS function on your Octopus after suspension. You are not required to activate the AAVS function again if you are transferring the AAVS account from one financial institution to another.

Apple, Apple Wallet and iPhone are trademarks of Apple Inc., registered in the U.S. and other countries.

To borrow or not to borrow? Borrow only if you can repay!

Issued by The Hongkong and Shanghai Banking Corporation Limited