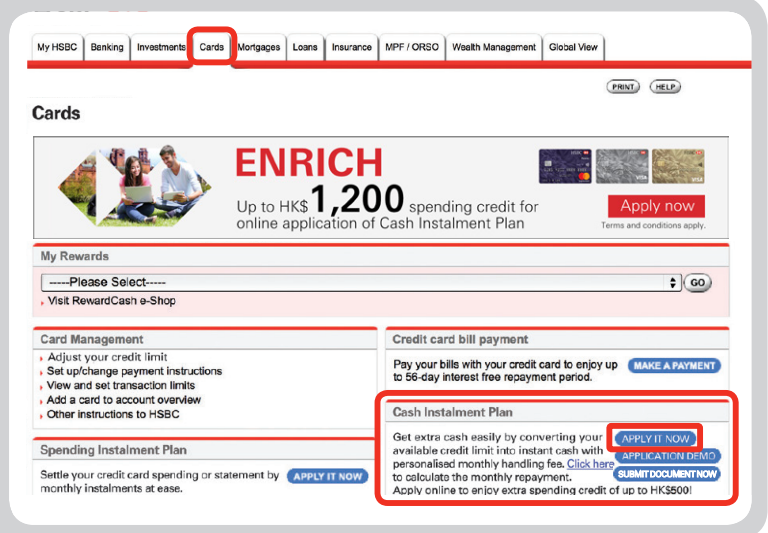


Apply for HSBC's Cash Instalment Plan online in 4 easy steps

You can now easily apply online for our Cash Instalment Plan anytime, anywhere! You can choose to log on to HSBC Personal Internet Banking with your dual-password or Security Device or Mobile Security Key, then use the pre-filled application form to complete your application in 4 simple steps.

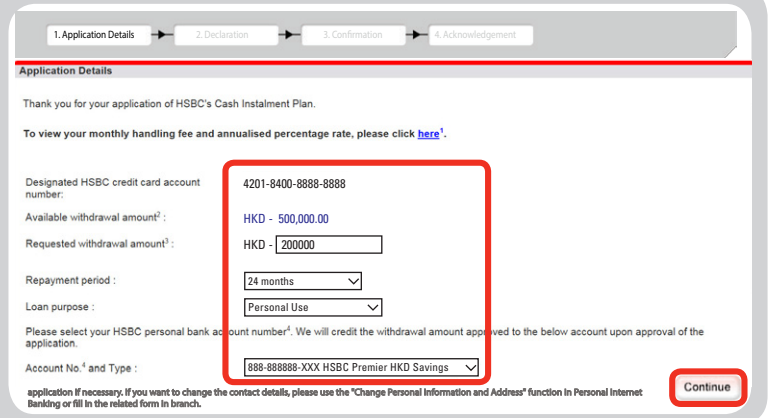
Log on to HSBC Internet Banking

- Go to the "Cards" section.
- Go to the bottom right "Cash Instalment Plan" section, click "Apply it now" and follow the application steps as guided.



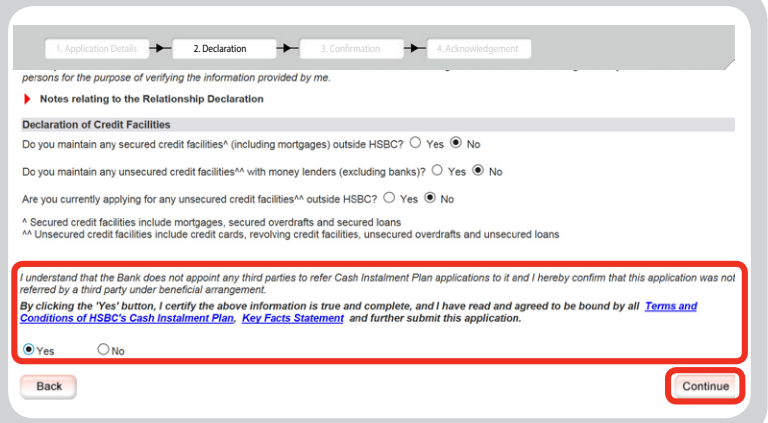
Step 1 – Application Details

- Enter and select application details including requested withdrawal amount, loan purpose, repayment period and personal bank account number.
- Click "Continue" to proceed.



Step 2 – Declaration

- Fill in declaration part and read the terms and conditions and the key facts statement of the plan.
- Click "Continue" if you agree to proceed.



Step 3 – Confirmation

- Verify the information you have entered.
- If all the information is correct, please click “Confirm” to complete the application.

Step 4 – Acknowledgement

- Your application is completed! Please keep a record of the reference number shown on this page for future enquiries.
- To facilitate us to process your application, please upload your income proof online now.

Uploading income proof document online

- Log on to HSBC Internet Banking and go to the “Cards” section.
- Go to the left menu and click “Submit Supporting Documents for Cash Instalment Plan”.

- Fill in the details and upload your income proof document(s).
- Click “Submit” to confirm submission.

Tips: You can view the details of document requirement by clicking the hyperlink.

To borrow or not to borrow? Borrow only if you can repay!

Issued by The Hongkong and Shanghai Banking Corporation Limited